

# B S D & Co.

Chartered Accountants

Branch Office Delhi : 810, 8th floor, Antriksh Bhawan, 22 Kasturba Gandhi Marg, New Delhi-110001(Delhi)  
Tel. : 011-43029888, E-mail : delhi@bsdgroup.in • Website : www.bsdgroup.in

## INDEPENDENT AUDITORS' REPORT To the Members of Daman Builders Private Limited

### Report on the Financial Statements

#### Opinion

We have audited the accompanying financial statements of **Daman Builders Private Limited** ("the Company"), which comprise the Balance Sheet as at 31<sup>st</sup> March 2024, the Statement of Profit and Loss, the Cash Flow statement and the Statement of changes in Equity for the year ended on that date and notes to the financial statements, including a summary of the material accounting policies and other explanatory information (hereinafter referred to as "the financial statements").

In our opinion and to the best of our information and according to the explanations given to us, the aforesaid financial statements give the information required by the Companies Act, 2013, as amended ("the Act") in the manner so required and give a true and fair view in conformity with the Indian Accounting Standards prescribed under section 133 of the Act read with the companies (Indian Accounting Standards) Rules, 2015, as amended, ("Ind AS") and other accounting principles generally accepted in India, of the state of affairs of the Company as at 31<sup>st</sup> March 2024, its loss, its cash flows and the changes in equity for the year ended on that date.

#### Basis for Opinion


We conducted our audit of the financial statements in accordance with the Standards on Auditing (SAs) specified under section 143(10) of the Companies Act, 2013. Our responsibilities under those Standards are further described in the Auditor's Responsibilities for the Audit of the Financial Statements section of our report. We are independent of the Company in accordance with the Code of Ethics issued by the Institute of Chartered Accountants of India (ICAI) together with the ethical requirements that are relevant to our audit of the financial statements under the provisions of the Companies Act, 2013 and the Rules thereunder, and we have fulfilled our other ethical responsibilities in accordance with these requirements and the ICAI's Code of Ethics. We believe that the audit evidence we have obtained is sufficient and appropriate to provide a basis for our audit opinion on the financial statements.

#### Key Audit Matters

Key audit matters are those matters that, in our professional judgement, were of most significance in our audit of financial statements of the current period. These matters were addressed in the context of our audit of the financial statements as a whole, and in forming our opinion thereon, and we do not provide a separate opinion on these matters. We have determined that there are no key audit matters to be communicated in our report.

#### Information other than the Financial Statements and Auditor's Report thereon

The Company's Management and Board of Directors are responsible for the preparation of other information. The other information comprises the information included in the Management Discussion and analysis, Board's Report including Annexures to Board's Report, Business Responsibility report, Corporate Governance and Shareholder's Information, but does not include the financial statements and our auditor's report thereon.



Our opinion on the financial statements does not cover the other information and we do not express any form of assurance conclusion thereon.

In connection with our audit of the financial statements, our responsibility is to read the other information and, in doing so, consider whether the other information is materially inconsistent with the financial statements or our knowledge obtained during the course of our audit or otherwise appears to be materially misstated. If, based on the work we have performed, we conclude that there is a material misstatement of this other information, we are required to report that fact. We have nothing to report in this regard.

### **Management's Responsibilities for the Financial Statements**

The Company's Management and Board of Directors are responsible for the matters stated in section 134(5) of the Companies Act, 2013 ("the Act") with respect to the preparation of these financial statements that give a true and fair view of the financial position, financial performance, changes in equity and cash flows of the Company in accordance with the accounting principles generally accepted in India, including the accounting Standards specified under section 133 of the Act.

This responsibility also includes maintenance of adequate accounting records in accordance with the provisions of the Act for safeguarding the assets of the Company and for preventing and detecting frauds and other irregularities; selection and application of appropriate of accounting policies; making judgements and estimates that are reasonable and prudent; and design, implementation and maintenance of adequate internal financial controls, that were operating effectively for ensuring the accuracy and completeness of the accounting records, relevant to the preparation and presentation of the financial statement that give a true and fair view and are free from material misstatement, whether due to fraud or error.

In preparing the financial statements, Management and Board of Directors are responsible for assessing the Company's ability to continue as a going concern, disclosing, as applicable, matters related to going concern and using the going concern basis of accounting unless the Board of Directors either intends to liquidate the Company or to cease operations, or has no realistic alternative but to do so.


The Board of Directors are responsible for overseeing the company's financial reporting process.

### **Auditor's Responsibility for the Audit of the Financial Statements**

Our objectives are to obtain reasonable assurance about whether the financial statements as a whole are free from material misstatement, whether due to fraud or error, and to issue an auditor's report that includes our opinion. Reasonable assurance is a high level of assurance, but is not a guarantee that an audit conducted in accordance with SAs will always detect a material misstatement when it exists. Misstatements can arise from fraud or error and are considered material if, individually or in the aggregate, they could reasonably be expected to influence the economic decisions of users taken on the basis of these financial statements.

As part of an audit in accordance with SAs, we exercise professional judgment and maintain professional skepticism throughout the audit. We also:

- Identify and assess the risks of material misstatement of the financial statements, whether due to fraud or error, design and perform audit procedures responsive to those risks, and obtain audit evidence that is sufficient and appropriate to provide a basis for our opinion. The risk of not detecting a material misstatement resulting from fraud is higher than for one resulting from error, as fraud may involve collusion, forgery, intentional omissions, misrepresentations, or the override of internal control.



- Obtain an understanding of internal financial controls relevant to the audit in order to design audit procedures that are appropriate in the circumstances. Under section 143(3)(i) of the Act, we are also responsible for expressing our opinion on whether the Company has adequate internal financial controls system in place and the operating effectiveness of such controls.
- Evaluate the appropriateness of accounting policies used and the reasonableness of accounting estimates and related disclosures made by management.
- Conclude on the appropriateness of management's use of the going concern basis of accounting and, based on the audit evidence obtained, whether a material uncertainty exists related to events or conditions that may cast significant doubt on the Company's ability to continue as a going concern. If we conclude that a material uncertainty exists, we are required to draw attention in our auditor's report to the related disclosures in the financial statements or, if such disclosures are inadequate, to modify our opinion. Our conclusions are based on the audit evidence obtained up to the date of our auditor's report. However, future events or conditions may cause the Company to cease to continue as a going concern.
- Evaluate the overall presentation, structure and content of the financial statements, including the disclosures, and whether the financial statements represent the underlying transactions and events in a manner that achieves fair presentation.

Materiality is the magnitude of misstatements in the financial statements that, individually or in aggregate, makes it probable that the economic decisions of a reasonably knowledgeable user of the financial statements may be influenced. We consider quantitative materiality and qualitative factors in (i) planning the scope of our audit work and in evaluating the results of our work; and (ii) to evaluate the effect of any identified misstatements in the financial statements.

We communicate with those charged with governance regarding, among other matters, the planned scope and timing of the audit and significant audit findings, including any significant deficiencies in internal control that we identify during our audit.

We also provide those charged with governance with a statement that we have complied with relevant ethical requirements regarding independence, and to communicate with them all relationships and other matters that may reasonably be thought to bear on our independence, and where applicable, related safeguards.

From the matters communicated with those charged with governance, we determine those matters that were of most significance in the audit of the financial statements of the current period and are therefore the key audit matters. We describe these matters in our auditor's report unless law or regulation precludes public disclosure about the matter or when, in extremely rare circumstances, we determine that a matter should not be communicated in our report because the adverse consequences of doing so would reasonably be expected to outweigh the public interest benefits of such communication.

### **Report on Other Legal and Regulatory Requirements**

1. As required by the Companies (Auditor's Report) Order, 2020 ("the Order"), issued by the Central Government of India in terms of section 143(11) of the Act, we give in the "**Annexure I**" a statement on the matters specified in paragraphs 3 and 4 of the Order.
2. As required by Section 143(3) of the Act, based on our audit we report that:
  - a. We have sought and obtained all the information and explanations which to the best of our knowledge and belief were necessary for the purposes of our audit.
  - b. In our opinion, proper books of account as required by law have been kept by the Company so far as it appears from our examination of those books.



- c. The Balance Sheet, the Statement of Profit and Loss, the Statement of Cash Flow and the Statement of Changes in Equity dealt with by this report are in agreement with the relevant books of account.
- d. In our opinion, the aforesaid financial statements comply with the Indian Accounting Standards specified under Section 133 of the Act, read with Rule 7 of the Companies (Accounts) Rules, 2014.
- e. On the basis of the written representations received from the directors as on 31<sup>st</sup> March 2024 taken on record by the Board of Directors, none of the directors is disqualified as on 31<sup>st</sup> March 2024 from being appointed as a director in terms of Section 164(2) of the Act.
- f. With respect to the adequacy of the internal financial controls over financial reporting of the Company and the operating effectiveness of such controls, refer to our separate report in “Annexure-II”. Our report expresses an unmodified opinion on the adequacy and operating effectiveness of the Company’s internal financial controls over financial reporting.
- g. With respect to the other matters to be included in the Auditor’s Report in accordance with the requirements of section 197(16) of the Act, as amended, according to information and according to explanations given to us the Company has not paid any managerial remuneration during the year.
- h. With respect to the other matters to be included in the Auditor’s Report in accordance with Rule 11 of the Companies (Audit and Auditors) Rules, 2014, as amended, in our opinion and to the best of our information and according to the explanations given to us:
- i. There are no pending litigations requiring disclosure of its impact on its financial position in its financial statement.
- ii. There are no material foreseeable losses on long term contracts including derivative contracts requiring provision.
- iii. There are no amounts, required to be transferred, to the investor Education and Protection Fund by the Company.
- iv. (a) The Management has represented that, to the best of it’s knowledge and belief as disclosed in the Note 16 to the Financial Statements, no funds have been advanced or loaned or invested (either from borrowed funds or share premium or any other sources or kind of funds) by the Company to or in any other person(s) or entity(ies), including foreign entities (“Intermediaries”), with the understanding, whether recorded in writing or otherwise, that the Intermediary shall, directly or indirectly lend or invest in other persons or entities identified in any manner whatsoever by or on behalf of the Company (“Ultimate Beneficiaries”) or provide any guarantee, security or the like on behalf of the Ultimate Beneficiaries.
- (b) The Management has represented, that, to the best of it’s knowledge and belief as disclosed in the Note 16 to the Financial Statements, no funds have been received by the Company from any person(s) or entity(ies), including foreign entity (ies) (“Funding Parties”), with the understanding, whether recorded in writing or otherwise, that the Company shall, whether, directly or indirectly, lend or invest in other persons or entities identified in any manner whatsoever by or on behalf of the Funding Party (“Ultimate Beneficiaries”) or provide any guarantee, security or the like on behalf of the Ultimate Beneficiaries;
- (c) Based on the audit procedures that have been considered reasonable and appropriate in the circumstances, nothing has come to our notice that has caused us to believe that the



representations under sub-clause (i) and (ii) of Rule 11(e), as provided under (a) and (b) above, contain any material misstatement.


- v. Based on our examination which included test checks, the company has used an accounting software for maintaining its books of account which has a feature of recording audit trail (edit log) facility and the same has operated throughout the year for all relevant transactions recorded in the software. Further, during the course of our audit we did not come across any instance of audit trail feature being tampered with.

As proviso to Rule 3(1) of the Companies (Accounts) Rules, 2014 is applicable from 1<sup>st</sup> April 2023, reporting under Rule 11 (g) of the Companies (Audit and Auditors) Rules, 2014 on preservation of audit trail as per the statutory requirements for record retention is not applicable for the financial year ended 31<sup>st</sup> March 2024.

For **B S D & Co.**

Chartered Accountants

Firm Registration No. 000312S

  
**Sujata Sharma**  
Partner  
Membership No. 087919



**UDIN: 24087919BKEOGA3633**

Place: New Delhi

Date: 23<sup>rd</sup> May 2024

## **Annexure I to Independent Auditors' Report**

**(Referred to in paragraph 1 under the heading "Report on other Legal and Regulatory Requirements" section of our report of even date).**

- i. (a) The Company does not have any Property, Plant and Equipment and Intangible Assets. Hence, reporting under clauses 3(i) (a), (b), (c) and 3(i) (d) of the Order is not applicable to the Company.  
  
(e) Based on the information and explanations furnished to us, no proceedings have been initiated on (or) are pending against the Company for holding benami property under the Benami Transactions (Prohibition) Act, 1988 (45 of 1988) and Rules made thereunder, and therefore the question of our commenting on whether the Company has appropriately disclosed the details in its financial statements does not arise.
- ii. (a) The Company does not hold any Inventory. Hence, reporting under clauses 3(ii) of the Order is not applicable to the Company.  
  
(b) During the year, the Company has not been sanctioned any working capital limits from banks or financial institutions [on the basis of security of current assets] and accordingly, the question of our commenting on whether the quarterly returns or statements are in agreement with the unaudited books of account of the Company does not arise.
- iii. The Company has not made any investment, granted secured/unsecured loans/advances in nature of loans, or stood guarantee, or provided security to any parties. Hence, reporting under clauses 3(iii) of the Order is not applicable to the Company.
- iv. In our opinion and according to information and explanations given to us, there are no loans, investments, guarantees and securities granted during the year in respect of which provisions of section 185 and 186 of the Companies Act, 2013 are applicable.
- v. The Company has not accepted any deposits from the public. Hence, reporting under clauses 3(v) of the Order is not applicable to the Company.
- vi. The Company is not required to maintain cost records specified by Central Government under sub-section (1) of section 148 of the Companies Act, 2013. Hence, reporting under clause 3(vi) of the Order is not applicable to the Company.
- vii. According to the information and explanations given to us and on the basis of our examination of the records of the company, in respect of statutory dues:
  - (a) Amounts deducted/ accrued in the books of accounts in respect of undisputed statutory dues including provident fund, employee state insurance, income tax, duty of customs, Cess, Goods and Service Tax (GST) and other material statutory dues have been regularly deposited during the year by the company with the appropriate authorities. No undisputed amounts payable in respect of provident fund, employees' state insurance, income tax, duty of customs, Cess, Goods & Service Tax (GST) and other material statutory dues were in arrears as at 31<sup>st</sup> March 2024 for a period of more than six months from the date they became payable.
  - (b) There are no material statutory dues which have not been deposited with the appropriate authorities on account of any dispute.
- viii. According to the information and explanations given to us and the records of the Company examined by us, there is no income surrendered or disclosed as income during the year in the tax assessments under the Income Tax Act, 1961, that has not been recorded in the books of account.



- ix. (a) As the company does not have any loans or other borrowings from any lender at the balance sheet date. Hence, reporting under clause 3(ix)(a) of the Order is not applicable to the company.
- (b) As the company does not have any loans or other borrowings from any bank or financial institution or any other lender. Hence, reporting under clause 3(ix)(b) of the Order is not applicable to the Company.
- (c) The Company has not obtained any term loan. Hence, reporting under clause 3(ix)(c) of the Order is not applicable to the Company.
- (d) The Company has not raised any fund. Hence, reporting under clause 3(ix)(d) of the Order is not applicable to the Company.
- (e) The Company has not taken any funds from any entity or person on account of or to meet the obligations of its subsidiaries, associates or joint ventures. Hence, reporting under clause 3(ix)(e) of the Order is not applicable to the Company.
- (f) The Company has not raised loans during the year on the pledge of securities held in its subsidiaries, joint ventures or associate companies. Hence, reporting under clause 3(ix)(f) of the Order is not applicable to the Company.
- x. (a) The Company has not raised any money by way of initial public offer or further public offer (including debt instruments) during the year. Hence, reporting under clause 3(x)(a) of the Order is not applicable to the Company.
- (b) The Company has not made any preferential allotment or private placement of shares or fully or partially or optionally convertible debentures during the year. Hence, reporting under Clause 3(x)(b) of the Order is not applicable to Company.
- xi. (a) According to the information and explanations given to us, no material fraud by the Company or on the Company has been noticed or reported during the course of our audit.
- (b) During the year, no report under section 143(12) of the Companies Act, 2013 has been filed in form ADT-4. Hence, the reporting under clause 3(xi)(b) of the Order is not applicable to the company.
- (c) According to the information and explanations given to us, during the year no whistle blower complaints received by the Company. Hence, reporting under the clause 3(xi) of the Order is not applicable.
- xii. According to the information and explanations given to us, the Company is not a Nidhi Company as prescribed under Section 406 of the Act. Hence, paragraph 3(xii) of the Order is not applicable to the Company.
- xiii. According to the information and explanations given to us, the Company has not entered into transaction with related parties. Hence, reporting under Clause 3(xiii) of the Order is not applicable to Company.
- xiv. According to the information and explanations given to us Company's size and nature of business does not require internal audit system. Hence, reporting under Clause 3(xiv) of the Order is not applicable to the Company.
- xv. According to the information and explanations given to us and based on our examination of the records of the Company, the Company has not entered into non-cash transactions with directors or persons connected with him. Hence, reporting under Clause 3(xv) of the Order is not applicable.
- xvi. (a) According to information and explanations given to us, the Company is not required to be registered under Section 45 IA of the Reserve Bank of India Act, 1934.




- (b) The Company has not conducted (non-banking financial/housing finance), activities during the year. Hence, reporting under clause 3(xvi)(b) of the Order is not applicable to the Company.
- (c) The Company is not a Core Investment Company (CIC) as defined in the regulations made by the Reserve Bank of India. Hence, reporting under clause 3(xvi)(c) of the Order is not applicable to the Company.
- (d) The Group do not have more than one Core Investment Company as a part of the Group.
- xvii. The Company has incurred cash losses of Rs 189.00 hundreds in the current financial year and had incurred cash losses of Rs 251.15 hundreds in the immediately preceding financial year.
- xviii. There has been no resignation of the statutory auditors during the year. Hence, reporting under clause 3(xviii) is not applicable to the Company.
- xix. According to the information and explanations given to us and on the basis of the financial ratios, aging and expected dates of realization of financial assets and payment of financial liabilities, other information accompanying the financial statements, and based on our examination of the evidence supporting the assumptions, nothing has come to our attention, which causes us to believe that any material uncertainty exists as on the date of the audit report that Company is not capable of meeting its liabilities existing at the date of the balance sheet as and when they fall due within a period of one year from the balance sheet date.
- xx. The Company is not required to contribute any amount towards Corporate Social Responsibility (CSR). Hence, reporting under clause 3(xx)(a) and 3(xx)(b) of the order is not applicable.

For **B S D & Co.**

Chartered Accountants

Firm Registration No. 000312S

  
**Sujata Sharma**

Partner

Membership No. 087919



**UDIN: 24087919BKEOGA3633**

Place: New Delhi

Date: 23<sup>rd</sup> May 2024



## **Annexure II to Independent Auditors' Report**

**(Referred to in paragraph 2(f) under 'Report on Other Legal and Regulatory Requirements' section of our report of even date)**

### **Report on the Internal Financial Controls under Clause (i) of Sub-section 3 of Section 143 of the Companies Act, 2013 ("the Act")**

We have audited the internal financial controls over financial reporting of **Daman Builders Private Limited** ("the Company") as at 31<sup>st</sup> March 2024 in conjunction with our audit of the Financial Statements of the Company for the year ended on that date.

#### **Management's Responsibility for Internal Financial Controls**

The Company's management is responsible for establishing and maintaining internal financial controls based on the internal control over financial reporting criteria established by the Company considering the essential components of internal control stated in the Guidance Note on Audit of Internal Financial Controls over Financial Reporting issued by the Institute of Chartered Accountants of India ("ICAI"). These responsibilities include the design, implementation and maintenance of adequate internal financial controls that were operating effectively for ensuring the orderly and efficient conduct of its business, including adherence to company's policies, the safeguarding of its assets, the prevention and detection of frauds and errors, the accuracy and completeness of the accounting records, and the timely preparation of reliable financial information, as required under the Act.

#### **Auditors' Responsibility**

Our responsibility is to express an opinion on the Company's internal financial controls over financial reporting based on our audit. We conducted our audit in accordance with the Guidance Note on Audit of Internal Financial Controls Over Financial Reporting (the "Guidance Note") and the Standards on Auditing, issued by ICAI and deemed to be prescribed under Section 143(10) of the Act, to the extent applicable to an audit of internal financial controls, both applicable to an audit of Internal Financial Controls and, both issued by the Institute of Chartered Accountants of India. Those Standards and the Guidance Note require that we comply with ethical requirements and plan and perform the audit to obtain reasonable assurance about whether adequate internal financial controls over financial reporting was established and maintained and if such controls operated effectively in all material respects.

Our audit involves performing procedures to obtain audit evidence about the adequacy of the internal financial controls system over financial reporting and their operating effectiveness. Our audit of internal financial controls over financial reporting included obtaining an understanding of internal financial controls over financial reporting, assessing the risk that a material weakness exists, and testing and evaluating the design and operating effectiveness of internal control based on the assessed risk. The procedures selected depend on the auditor's judgement, including the assessment of the risks of material misstatement of the financial statements, whether due to fraud or error.

We believe that the audit evidence we have obtained is sufficient and appropriate to provide a basis for our audit opinion on the Company's internal financial controls system over financial reporting.

#### **Meaning of Internal Financial Controls Over Financial Reporting**

A Company's internal financial control over financial reporting is a process designed to provide reasonable assurance regarding the reliability of financial reporting and the preparation of financial statements for external purposes in accordance with generally accepted accounting principles. A Company's internal financial control over financial reporting includes those policies and procedures that:

- (a) Pertain to the maintenance of records that, in reasonable detail, accurately and fairly reflect the transactions and dispositions of the assets of the company;



- (b) Provide reasonable assurance that transactions are recorded as necessary to permit preparation of financial statements in accordance with generally accepted accounting principles, and that receipts and expenditures of the Company are being made only in accordance with authorizations of management and directors of the company; and
- (c) Provide reasonable assurance regarding prevention or timely detection of unauthorized acquisition, use, or disposition of the company's assets that could have a material effect on the financial statements.

### **Limitations of Internal Financial Controls Over Financial Reporting**

Because of the inherent limitations of internal financial controls over financial reporting, including the possibility of collusion or improper management override of controls, material misstatements due to error or fraud may occur and not be detected. Also, projections of any evaluation of the internal financial controls over financial reporting to future periods are subject to the risk that the internal financial control over financial reporting may become inadequate because of changes in conditions, or that the degree of compliance with the policies or procedures may deteriorate.


### **Opinion**

In our opinion, the Company has, in all material respects, an adequate internal financial controls system over financial reporting and such internal financial controls over financial reporting were operating effectively as at 31<sup>st</sup> March 2024, based on the internal control over financial reporting criteria established by the Company considering the essential components of internal control stated in the Guidance Note on Audit of Internal Financial Controls Over Financial Reporting issued by the ICAI.

For **B S D & Co.**

Chartered Accountants

Firm Registration No. 000312S

  
**Sujata Sharma**

Partner

Membership No. 087919



**UDIN: 24087919BKEOGA3633**

Place: New Delhi

Date: 23<sup>rd</sup> May 2024

## Daman Builders Private Limited

Regd. Office: Cyber Tower, Second Floor, TC-34/V2, Vibhuti Khand, Gomti Nagar, Lucknow- 226010  
Corporate Identity Number : U45400UP2008PTC035529

### Balance Sheet as at 31 March, 2024

(Rupees in Hundreds)

| Particulars                         | Note No. | As at 31 March, 2024 | As at 31 March, 2023 |
|-------------------------------------|----------|----------------------|----------------------|
| <b>ASSETS</b>                       |          |                      |                      |
| <b>Current assets</b>               |          |                      |                      |
| a) Financial Assets                 |          |                      |                      |
| i) Cash and Cash Equivalents        | 1        | 963.58               | 1,187.98             |
|                                     |          | 963.58               | 1,187.98             |
| <b>TOTAL ASSETS</b>                 |          | 963.58               | 1,187.98             |
| <b>EQUITY AND LIABILITIES</b>       |          |                      |                      |
| <b>Equity</b>                       |          |                      |                      |
| a) Equity Share capital             | 2        | 1,000.00             | 1,000.00             |
| b) Other Equity                     | 3        | (136.42)             | 52.58                |
|                                     |          | 863.58               | 1,052.58             |
| <b>Liabilities</b>                  |          |                      |                      |
| <b>Current liabilities</b>          |          |                      |                      |
| a) Financial Liabilities            |          |                      |                      |
| i) Other Financial Liabilities      | 4        | 100.00               | 135.40               |
|                                     |          | 100.00               | 135.40               |
| <b>TOTAL EQUITY AND LIABILITIES</b> |          | 963.58               | 1,187.98             |
| Material accounting policies        | A        |                      |                      |

The note nos. 1-19 form an integral part of financial statements.

As per our report of even date attached

For and on behalf of

**B S D & Co.**

Chartered Accountants

Regn. No. 000312S

Sujata Sharma

Partner

M.No. 087919



Place : New Delhi

Date : 23 May, 2024

For and on behalf of the Board of Directors

Nirvaan  
(Director)

DIN: 09279326

Feere Ram Tanwar  
(Director)

DIN: 09716717

## Daman Builders Private Limited

Regd. Office: Cyber Tower, Second Floor, TC-34/V2, Vibhuti Khand, Gomti Nagar, Lucknow- 226010  
Corporate Identity Number : U45400UP2008PTC035529

### Statement of Profit and Loss for the Year ended 31 March, 2024


(Rupees in Hundreds)


| Particulars                                    | Note No. | Year ended 31 March, 2024 | Year ended 31 March, 2023 |
|--|----------|---------------------------|---------------------------|
| <b>REVENUE</b>                                 |          |                           |                           |
| <b>TOTAL INCOME</b>                            |          | -                         | -                         |
| <b>EXPENSES</b>                                |          |                           |                           |
| Other Expenses                                 | 5        | 189.00                    | 251.15                    |
| <b>TOTAL EXPENSES</b>                          |          | 189.00                    | 251.15                    |
| <b>Profit/(Loss) Before Tax</b>                |          | (189.00)                  | (251.15)                  |
| Tax expense                                    | 6        | -                         | -                         |
| <b>Profit/(Loss) After Tax</b>                 |          | (189.00)                  | (251.15)                  |
| <b>Other comprehensive Income</b>              |          | -                         | -                         |
| Tax on above items                             |          | -                         | -                         |
| <b>Total other comprehensive Income</b>        |          | -                         | -                         |
| <b>Total comprehensive Income for the year</b> |          | (189.00)                  | (251.15)                  |
| Earnings per equity share (in Rupees):         |          |                           |                           |
| Basic (In Rupees)                              | 7        | (1.89)                    | (2.51)                    |
| Diluted (In Rupees)                            |          | (1.89)                    | (2.51)                    |
| Material accounting policies                   | A        |                           |                           |

The note nos. 1-19 form an integral part of financial statements.

As per our report of even date attached


For and on behalf of  
**B S D & Co.**  
Chartered Accountants  
Regn. No. 0003125

  
**Sujata Sharma**  
Partner  
M.No. 087919



For and on behalf of the Board of Directors

  
**Nirvaan**  
(Director)  
DIN: 09279326

  
**Feere Ram Tanwar**  
(Director)  
DIN: 09716717

Place : New Delhi  
Date : 23 May, 2024

## Daman Builders Private Limited

Regd. Office: Cyber Tower, Second Floor, TC-34/V2, Vibhuti Khand, Gomti Nagar, Lucknow- 226010  
Corporate Identity Number : U45400UP2008PTC035529

### Statement of Change in Equity for the Year Ended 31 March, 2024

#### A. Equity Share Capital

| Particulars   | Numbers       | (Rupees in Hundreds) |
|---|---------------|----------------------|
| <b>Balance as at 1 April 2022</b>                             | 10,000        | 1,000.00             |
| Changes in equity share capital due to prior period errors    | -             | -                    |
| Restated balance as at 1 April 2022                           | <b>10,000</b> | <b>1,000.00</b>      |
| Changes in equity share capital during the year ended 2022-23 | -             | -                    |
| <b>Balance as at 31 March, 2023</b>                           | <b>10,000</b> | <b>1,000.00</b>      |
| <b>Balance as at 1 April 2023</b>                             | 10,000        | 1,000.00             |
| Changes in equity share capital due to prior period errors    | -             | -                    |
| Restated balance as at 1 April 2023                           | <b>10,000</b> | <b>1,000.00</b>      |
| Changes in equity share capital during the Year ended 2023-24 | -             | -                    |
| <b>Balance as at 31 March, 2024</b>                           | <b>10,000</b> | <b>1,000.00</b>      |

#### B. Other Equity

(Rupees in Hundreds)

| Description                         | Attributable to owners of Daman Builders Private Limited |                            |                    |
|-------------------------------------|--|----------------------------|--------------------|
|                                     | Retained Earnings  | Other comprehensive Income | Total Other Equity |
| <b>Balance as at 1 April 2022</b>   | 303.73   | -                          | 303.73             |
| Profit/(Loss) for the year          | (251.15)   | -                          | (251.15)           |
| <b>Balance as at 31 March, 2023</b> | <b>52.58</b>   | -                          | <b>52.58</b>       |
| <b>Balance as at 1 April 2023</b>   | 52.58  | -                          | 52.58              |
| Profit/(Loss) for the year          | (189.00)   | -                          | (189.00)           |
| <b>Balance as at 31 March, 2024</b> | <b>(136.42)</b>  | -                          | <b>(136.42)</b>    |

The note nos. 1-19 form an integral part of financial statements.

As per our audit report of even date attached

For and on behalf of

**BSD & Co.**

Chartered Accountants

Regn. No. 000312S

**Sujata Sharma**

Partner

M.No. 087919



For and on behalf of the Board of Directors

**Nirvaan**

(Director)

DIN: 09279326

**Feere Ram Tanwar**

(Director)

DIN: 09716717

Place : New Delhi

Date : 23 May, 2024

**Daman Builders Private Limited**

Regd. Office: Cyber Tower, Second Floor, TC-34/V2, Vibhuti Khand, Gomti Nagar, Lucknow- 226010  
Corporate Identity Number : U45400UP2008PTC035529

**Cash flow statement for the year ended 31 March, 2024**

(Rupees in Hundreds)

| Particulars   | Year ended<br>31 March, 2024 | Year ended<br>31 March, 2023 |
|---|------------------------------|------------------------------|
| <b>A. Cash flow from operating activities</b>                         |                              |                              |
| Profit/(loss) for the period/ year before tax                         | (189.00)                     | (251.15)                     |
| <b>Operating profit/(loss) before working capital changes</b>         | (189.00)                     | (251.15)                     |
| <b>Adjustments for working capital</b>                                |                              |                              |
| Other financial liabilities   | (35.40)                      | (76.70)                      |
|   | (35.40)                      | (76.70)                      |
| <b>Cash (used in)/generated from operating activities</b>             | (224.40)                     | (327.85)                     |
| Direct taxes paid   | -                            | -                            |
| <b>Net cash (used in) / generated from operating activities</b>       | (224.40)                     | (327.85)                     |
| <b>B. Cash flow from investing activities</b>                         | -                            | -                            |
| <b>C. Cash flow from financing activities</b>                         |                              |                              |
| <b>Net cash (used in) / generated from Financing activities</b>       | -                            | -                            |
| <b>Net (decrease) / increase in cash and cash equivalents (A+B+C)</b> | (224.40)                     | (327.85)                     |
| <b>Opening balance of cash and cash equivalents</b>                   | 1,187.98                     | 1,515.83                     |
| <b>Closing balance of cash and cash equivalents</b>                   | 963.58                       | 1,187.98                     |

**COMPONENTS OF CASH AND CASH EQUIVALENTS AS AT**

(Rupees in Hundreds)

| FOR THE YEAR ENDED  | 31 March, 2024 | 31 March, 2023  |
|---|----------------|-----------------|
| Cash on hand  | 568.44         | 684.84          |
| Balance with banks  | 395.14         | 503.14          |
| <b>Cash and cash equivalents at the end of the year(refer note-1)</b> | <b>963.58</b>  | <b>1,187.98</b> |

**DISCLOSURE AS REQUIRED BY IND AS 7****Reconciliation of liabilities arising from financing activities**

There are no liabilities arising from financing activities,hence reconciliation of liabilities arising from financing activities have not

Material accounting policies (refer note A)

The note nos. 1-19 form an integral part of financial statements.

As per our report of even date attached

For and on behalf of

**B S D & Co.**

Chartered Accountants

Regn. No. 0003129

New Delhi

Sujata Sharma

Partner

M.No. 087919

For and on behalf of the Board of Directors

**Feere Ram Tanwar**

(Director)

DIN: 09716717

Place :New Delhi  
Date :23 May,2024

**Daman Builders Private Limited**

Regd. Office: Cyber Tower, Second Floor, TC-34/V2, Vibhuti Khand, Gomti Nagar, Lucknow- 226010  
Corporate Identity Number : U45400UP2008PTC035529

**A. Material accounting policies**

**1. Corporate information**

Daman Builders Private Limited (The Company) is a subsidiary company of Omaxe New Chandigarh Developers Private Limited. Registered address of the Company is Cyber Tower, Second Floor, TC-34/V2, Vibhuti Khand, Gomti Nagar, Lucknow- 226010

The company is into the Real Estate Business.

**2. Material accounting policies**

**i) Basis of preparation of financial statements**

The financial statements of the Company have been prepared in accordance with the Companies (Indian Accounting Standards) Rules 2015 ('Ind AS') issued by Ministry of Corporate Affairs ('MCA'). The Company has uniformly applied the accounting policies during the period presented.

The financial statements for the year ended 31 March, 2024 were authorised and approved for issue by the Board of Directors on 23 May, 2024.

The financial statements have been prepared on a going concern basis in accordance with accounting principles generally accepted in India. Further, the financial statements have been prepared on historical cost basis except for certain financial assets, financial liabilities, derivative financial instruments and share based payments which are measured at fair values as explained in relevant accounting policies.

The financial statements are presented in Rupees and all values are rounded to the nearest hundred, except when otherwise indicated.

**ii) Revenue recognition**

Revenue is recognised on accrual basis and measured at the transaction price of the consideration received or receivable for goods supplied and services rendered, net of returns and discounts to customers.

**Real estate projects**

The company derives revenue from execution of real estate projects. Revenue from Real Estate project is recognised in accordance with Ind AS 115 which establishes a comprehensive framework in determining whether how much and when revenue is to be recognised .

Revenue from real estate projects are recognised upon transfer of control of promised real estate property to customer at an amount that reflects the consideration which the company expects to receive in exchange for such booking.

**iii) Inventories**

Land is valued at lower of cost and Net realisable value. Cost is determined on average method. Cost includes cost of acquisition and all other costs incurred till the date of Possession.

**iv) Impairment of Non Financial Assets**

The Company assesses at each balance sheet date whether there is any indication that an asset may be impaired. If any such indication exists, the Company estimates the recoverable amount of the asset. If such recoverable amount of the asset or the recoverable amount of the cash-generating unit to which the asset belongs is less than its carrying amount, the carrying amount is reduced to its recoverable amount. The reduction is treated as an impairment loss and is recognized in the statement of profit and loss.

**v) Financial Instruments**

**a) Financial Assets**

**Initial recognition and measurement**

Financial assets are classified, at initial recognition, as subsequently measured at amortised cost, fair value through other comprehensive income (OCI) and fair value through profit or loss.

The classification of financial assets at initial recognition depends on the financial asset's contractual cash flow characteristics and the Company's business model for managing them. With the exception of trade receivables that do not contain a significant financing component or for which the Company has applied the practical expedient, the Company initially measures a financial asset at its fair value plus, in the case of a financial asset not at fair value through profit or loss, net of transaction costs. Trade receivables that do not contain a significant financing component or for which the Company has applied the practical expedient are measured at the transaction price determined under Ind AS 115.

In order for a financial asset to be classified and measured at amortised cost or fair value through OCI, it needs to give rise to cash flows that are 'solely payments of principal and interest (SPPI)' on the principal amount outstanding. This assessment is referred to as the SPPI test and is performed at an instrument level.

The Company's business model for managing financial assets refers to how it manages its financial assets in order to generate cash flows. The business model determines whether cash flows will result from collecting contractual cash flows, selling the financial assets or both.

**Subsequent measurement**

(1) Financial instruments at amortised cost – the financial instrument is measured at the amortised cost if both the following conditions are met:

(a) The asset is held within a business model whose objective is to hold assets for collecting contractual cash flows, and



(b) Contractual terms of the asset give rise on specified dates to cash flows that are solely payments of principal and interest (SPPI) on the Principal amount outstanding.

After initial measurement, such financial assets are subsequently measured at amortised cost using the effective interest rate (EIR) method.

#### **De-recognition of financial assets**

Financial asset is primarily de-recognised when the rights to receive cash flows from the asset have expired or the Company has transferred its rights to receive cash flows from the asset.

#### **b) Financial liabilities**

##### **Initial recognition and measurement**

All financial liabilities are recognised initially at fair value and transaction cost that are attributable to the acquisition of the financial liabilities are also adjusted. These liabilities are classified as amortised cost.

##### **Subsequent measurement**

Subsequent to initial recognition, these liabilities are measured at amortised cost using the effective interest method. These liabilities include borrowings and deposits.

##### **De-recognition of financial liabilities**

Financial liability is de-recognised when the obligation under the liability is discharged or cancelled or expired. When an existing financial liability is replaced by another from the same lender on substantially different terms, or on the terms of an existing liability are substantially modified, such an exchange or modification is treated as the de-recognition of the original liability and the recognition of a new liability. The difference in the respective carrying amounts is recognised in the statement of profit or loss.

#### **c) Compound financial instrument**

Compound financial instrument are separated into liability and equity components based on the terms of the contract. On issuance of the said instrument, the liability component is arrived by discounting the gross sum at a market rate for an equivalent non-convertible instrument. This amount is classified as a financial liability measured at amortised cost until it is extinguished on conversion or redemption. The remainder of the proceeds is recognised as equity component of compound financial instrument. This is recognised and included in shareholders' equity, net of income tax effects, and not subsequently re-measured.

#### **d) Impairment of financial assets**

The Company assesses on a forward looking basis the expected credit losses associated with its assets carried at amortised cost and FVOCI debt instruments. The impairment methodology applied depends on whether there has been a significant increase in credit risk.

Note 14 details how the Company determines whether there has been a significant increase in credit risk.

For trade receivables only, the Company applies the simplified approach permitted by Ind AS 109 Financial Instruments, which requires expected lifetime losses to be recognised from initial recognition of the receivables.

#### **vi) Provisions, contingent assets and contingent liabilities**

A provision is recognized when:

- the Company has a present obligation as a result of a past event;
- it is probable that an outflow of resources embodying economic benefits will be required to settle the obligation; and
- a reliable estimate can be made of the amount of the obligation.

A disclosure for a contingent liability is made when there is a possible obligation or a present obligation that may, but probably will not, require an outflow of resources. Where there is a possible obligation or a present obligation that the likelihood of outflow of resources is remote, no provision or disclosure is made.

#### **vii) Earnings per share**

Basic earnings per share are calculated by dividing the Net Profit for the year attributable to equity shareholders by the weighted average number of equity shares outstanding during the year.

For the purpose of calculating diluted earnings per share, the Net Profit for the year attributable to equity shareholders and the weighted average number of shares outstanding during the year are adjusted for the effects of all dilutive potential equity share.

#### **viii) Income Tax**

i. Provision for current tax is made based on the tax payable under the Income Tax Act, 1961. Current income tax relating to items recognised outside profit and loss is recognised outside profit and loss (either in other comprehensive income or in equity)

ii. Deferred tax is recognised on temporary differences between the carrying amounts of assets and liabilities in the financial statements and the corresponding tax bases used in the computation of taxable profit.

Deferred tax liabilities and assets are measured at the tax rates that are expected to apply in the period in which the liability is settled or the asset realised, based on tax rates (and tax laws) that have been enacted or substantively enacted by the end of the reporting period. The carrying amount of Deferred tax liabilities and assets are reviewed at the end of each reporting period.

#### **ix) Fair value measurement**

Fair value is the price that would be received to sell an asset or paid to transfer a liability in an orderly transaction between market participants at the measurement date. The fair value measurement is based on the presumption that the transaction to sell the asset or transfer the liability takes place either:





- In the principal market for the asset or liability, or
- In the absence of a principal market, in the most advantageous market for the asset or liability.

The fair value of an asset or a liability is measured using the assumptions that market participants would use when pricing the asset or liability, assuming that market participants act in their economic best interest.

A fair value measurement of a non-financial asset takes into account a market participant's ability to generate economic benefits by using the asset in its highest and best use or by selling it to another market participant that would use the asset in its highest and best use.

The company uses valuation techniques that are appropriate in the circumstances and for which sufficient data are available to measure fair value, maximizing the use of relevant observable inputs:

- Level 1- Quoted (unadjusted) market prices in active markets for identical assets or liabilities
- Level 2- Valuation techniques for which the lowest level input that is significant to the fair value measurement is directly or indirectly observable
- Level 3- Valuation techniques for which the lowest level input that is significant to the fair value measurement is unobservable

For assets and liabilities that are recognized in the financial statements on a recurring basis, the Company determines whether transfer have occurred between levels in the hierarchy by re-assessing categorization (based on the lowest level input that is significant to the fair value measurement as a whole) at the end of each reporting period.

For the purpose of fair value disclosure, the Company has determined classes of assets and liabilities on the basis of nature, characteristics and risks of the asset or liability and the level of the fair value hierarchy as explained above.

**x) Cash and Cash Equivalents**

Cash and Cash equivalent in the balance sheet comprises cash at bank and cash on hand, which are subject to an insignificant change in value.

The amendment to Ind AS-7 requires entities to provide disclosure of change in the liabilities arising from financing activities, including both changes arising from cash flows and non cash changes (such as foreign exchange gain or loss).

**xi) Classification of assets and liabilities into current and non-current**

The Management classifies assets and liabilities into current and non-current categories based on its operating cycle.

**xii) Significant management judgement in applying accounting policies and estimation of uncertainty**

When preparing the financial statements, management undertakes a number of judgements, estimates and assumptions about the recognition and measurement of assets, liabilities, income and expenses.

**Significant management judgements**

The following are significant management judgements in applying the accounting policies of the Company that have the most significant effect on the financial statements.

**(a) Revenue**

Revenue is recognised on accrual basis and comprises of aggregate amounts of sale price agreed with customer and is recognised on the basis of cost of rights so transferred.

**(b) Recognition of deferred tax assets**

The extent to which deferred tax assets can be recognized is based on an assessment of the probability of the Company's future taxable income against which the deferred tax assets can be utilized.

**(c) Evaluation of indicators for impairment of assets**

The evaluation of applicability of indicators of impairment of assets requires assessment of several external and internal factors which could result in deterioration of recoverable amount of the assets

**(d) Provisions**

At each balance sheet date basis the management judgement, changes in facts and legal aspects, the Company assesses the requirement of provisions against the outstanding contingent liabilities. However the actual future outcome may be different from this judgement.

**Significant estimates**

The key assumptions concerning the future and other key sources of estimation uncertainty at the reporting date, that have a significant risk of causing a material adjustment to the carrying amounts of assets and liabilities, are described below. The Company based its assumptions and estimates on parameters available when the standalone financial statements were prepared.

**(a) Net realizable value of inventory**

The determination of net realisable value of inventory involves estimates based on prevailing market conditions, current prices and expected date of commencement and completion of the project, the estimated future selling price, cost to complete projects and selling cost. The Company also involves specialist to perform valuations of inventories, wherever required.

**(b) Fair value measurement disclosures**

Management applies valuation techniques to determine the fair value of financial instruments (where active market quotes are not available). This involves developing estimates and assumptions consistent with how market participants would price the instrument.



*[Handwritten signature]*

*[Handwritten signature]*

**1. CASH AND CASH EQUIVALENTS**

(Rupees in Hundreds)

| Particulars         | As at<br>31 March, 2024 | As at<br>31 March, 2023 |
|---------------------|-------------------------|-------------------------|
| Balance with Banks  |                         |                         |
| In Current Accounts | 395.14                  | 503.14                  |
| Cash on hand        | 568.44                  | 684.84                  |
|                     | <b>963.58</b>           | <b>1,187.98</b>         |

**2. EQUITY SHARE CAPITAL**

(Rupees in Hundreds)

| Particulars  | As at<br>31 March, 2024 | As at<br>31 March, 2023 |
|--|-------------------------|-------------------------|
| <b>Authorised</b>  |                         |                         |
| 10,000 (10,000) Equity Shares of Rs.10 each                | 1,000.00                | 1,000.00                |
|  | <b>1,000.00</b>         | <b>1,000.00</b>         |
| <b>Issued, subscribed &amp; paid up</b>                    |                         |                         |
| 10,000 (10,000 ) Equity Shares of Rs.10 each fully paid up | 1,000.00                | 1,000.00                |
|  | <b>1,000.00</b>         | <b>1,000.00</b>         |

Figures in brackets represent those of the previous year.

**2.1 Reconciliation of number of shares outstanding at the beginning and at the end of the year**

| Particulars                                     | As at<br>31 March, 2024 |                         | As at<br>31 March, 2023 |                         |
|---|-------------------------|-------------------------|-------------------------|-------------------------|
|   | Number of<br>Shares     | (Rupees in<br>Hundreds) | Number of Shares        | (Rupees in<br>Hundreds) |
| <b>Equity Shares of Rs 10 each fully paid</b>   |                         |                         |                         |                         |
| Shares outstanding at the beginning of the year | 10,000                  | 1,000.00                | 10,000                  | 1,000.00                |
| Shares issued during the year                   | -                       | -                       | -                       | -                       |
| Shares bought back during the year              | -                       | -                       | -                       | -                       |
| Shares outstanding at the end of the year       | <b>10,000</b>           | <b>1,000.00</b>         | <b>10,000</b>           | <b>1,000.00</b>         |

**2.2 Terms / rights attached to equity shares**

The company has only one class of equity shares having a par value of Rs 10/-per share. Each holder of equity shares is entitled to one vote per share. If new equity shares, issued by the company shall be ranked pari-passu with the existing equity shares. The company declares and pays dividend in Indian rupees. The dividend proposed if any by the Board of Directors is subject to the approval of the shareholders in the ensuing Annual General Meeting. In the event of liquidation of the company, the holders of equity shares will be entitled to receive remaining assets of the company, after distribution of all preferential amounts, if any in proportion to the number of equity shares held by the share holders.

**2.3 Shares held by holding / Ultimate holding company and / or their subsidiaries and associates**

| Particulars                                     | As at<br>31 March, 2024 |                         | As at<br>31 March, 2023 |                         |
|---|-------------------------|-------------------------|-------------------------|-------------------------|
|   | Number of<br>Shares     | (Rupees in<br>Hundreds) | Number of Shares        | (Rupees in<br>Hundreds) |
| <b>Holding Company</b>                          |                         |                         |                         |                         |
| Omexe New Chandigarh Developers Private Limited | 10,000                  | 1,000.00                | 10,000                  | 1,000.00                |
|   | <b>10,000</b>           | <b>1,000.00</b>         | <b>10,000</b>           | <b>1,000.00</b>         |

**2.4 Detail of shareholders holding more than 5% shares in equity capital of the company**

| Particulars                                     | As at<br>31 March, 2024 |           | As at<br>31 March, 2023 |           |
|---|-------------------------|-----------|-------------------------|-----------|
|   | Number of<br>Shares     | % Holding | Number of Shares        | % Holding |
| <b>Holding Company</b>                          |                         |           |                         |           |
| Omexe New Chandigarh Developers Private Limited | 10,000                  | 100.00    | 10,000                  | 100.00    |

The aforesaid disclosure is based upon percentages computed as at the balance sheet date. As per records of the company, including its register of shareholders / members and other declarations received from shareholders regarding beneficial interest, the above shareholding represents both legal and beneficial ownerships of shares.

**2.5** The company has not reserved any shares for issue under options and contracts / commitments for the sale of shares / disinvestment.

**2.6** The company has not allotted any fully paid up shares pursuant to contract(s) without payment being received in cash and has neither allotted any fully paid up shares by way of bonus shares nor has bought back any class of shares during the period of five years immediately preceding the balance sheet date.



## 2.7 Shareholding of promoter

Share held by promoter as at 31 March, 2024

| Promoter Name                                      | As at<br>31 March, 2024 |                      | As at<br>31 March, 2023 |                   | % Change during<br>the year |
|--|-------------------------|----------------------|-------------------------|-------------------|-----------------------------|
|  | Number of<br>Shares     | % of total<br>shares | Number of<br>Shares     | % of total shares |                             |
| Omaxe New Chandigarh Developers<br>Private Limited | 10,000                  | 100%                 | 10,000                  | 100%              | -                           |
|  | <b>10,000</b>           | <b>100%</b>          | 10,000                  | 100%              | -                           |

Share held by promoter as at 31 March, 2023

| Promoter Name                                      | As at<br>31 March, 2023 |                      | As at<br>March 31, 2022 |                   | % Change during<br>the year |
|--|-------------------------|----------------------|-------------------------|-------------------|-----------------------------|
|  | Number of<br>Shares     | % of total<br>shares | Number of<br>Shares     | % of total shares |                             |
| Omaxe New Chandigarh Developers<br>Private Limited | 10,000                  | 100%                 | 10,000                  | 100%              | -                           |
|  | 10,000                  | 100%                 | 10,000                  | 100%              | -                           |

## 3. OTHER EQUITY

| Particulars                | (Rupees in Hundreds)    |                         |
|----------------------------|-------------------------|-------------------------|
|                            | As at<br>31 March, 2024 | As at<br>31 March, 2023 |
| <b>Reserve and Surplus</b> |                         |                         |
| Retained earnings          | (136.42)                | 52.58                   |
|                            | <b>(136.42)</b>         | 52.58                   |

### 3.1 Movement of other equity is as follows:

| Particulars                    | (Rupees in Hundreds)    |                         |
|--------------------------------|-------------------------|-------------------------|
|                                | As at<br>31 March, 2024 | As at<br>31 March, 2023 |
| <b>Retained earnings</b>       |                         |                         |
| As per last balance sheet      | 52.58                   | 303.73                  |
| Add Profit/(Loss) for the year | (189.00)                | (251.15)                |
|                                | <b>(136.42)</b>         | 52.58                   |

### 3.2 Nature and Purpose of Reserve

#### Retained earnings

Represents surplus/ (Deficit) in statement of Profit and Loss accumulated upto the end of the financial year.

## 4. CURRENT OTHER FINANCIAL LIABILITIES

| Particulars       | (Rupees in Hundreds)    |                         |
|-------------------|-------------------------|-------------------------|
|                   | As at<br>31 March, 2024 | As at<br>31 March, 2023 |
| Audit fee payable | 100.00                  | 100.00                  |
| Other Payable     | -                       | 35.40                   |
|                   | <b>100.00</b>           | 135.40                  |



**5. OTHER EXPENSES**

(Rupees in Hundreds)

| Particulars                    | Year ended<br>31 March, 2024 | Year ended<br>31 March, 2023 |
|--------------------------------|------------------------------|------------------------------|
| <b>Administrative Expenses</b> |                              |                              |
| Rates and taxes                | 12.00                        | 24.00                        |
| Legal & professional charges   | 59.00                        | 109.15                       |
| Statutory audit fee            | 118.00                       | 118.00                       |
|                                | <b>189.00</b>                | <b>251.15</b>                |

**6. TAX EXPENSE**

(Rupees in Hundreds)

| Particulars                        | Year ended<br>31 March, 2024 | Year ended<br>31 March, 2023 |
|------------------------------------|------------------------------|------------------------------|
| <b>Tax expenses comprises of :</b> |                              |                              |
| Current Tax                        | -                            | -                            |
|                                    | -                            | -                            |

The major component of income tax expenses and the reconciliation of expected tax expenses based on the domestic effective tax rate of company and reported tax expense in statement of profit and loss are as follows :

(Rupees in Hundreds)

| Particulars  | Year ended<br>31 March, 2024 | Year ended<br>31 March, 2023 |
|--|------------------------------|------------------------------|
| Accounting Profit/(Loss) before tax                  | (189.00)                     | (251.15)                     |
| Applicable tax rate                                  | -                            | -                            |
| Computed tax expenses                                | -                            | -                            |
| <b>Current Tax Provisions(A)</b>                     | -                            | -                            |
| <b>Tax expense recognised in statement of profit</b> | -                            | -                            |

**7. EARNINGS PER SHARE**

(Rupees in Hundreds)

| Particulars  | Year ended<br>31 March, 2024 | Year ended<br>31 March, 2023 |
|--|------------------------------|------------------------------|
| Profit/(loss) after tax (Rupees in Hundreds)   | (189.00)                     | (251.15)                     |
| Numerator used for calculating basic and diluted earnings per share                                      | (189.00)                     | (251.15)                     |
| Equity shares outstanding as at the year end   | 10,000                       | 10,000                       |
| Weighted average number of shares used as denominator for calculating basic & diluted earnings per share | 10,000                       | 10,000                       |
| Nominal value per share (in Rupees)  | 10.00                        | 10.00                        |
| Basic earnings per share (in Rupees)   | (1.89)                       | (2.51)                       |
| Diluted earnings per share (in Rupees)   | (1.89)                       | (2.51)                       |

**8. CONTINGENT LIABILITIES & COMMITMENTS**

(Rupees in Hundreds)

| Particulars            | As at<br>31 March, 2024 | As at<br>31 March, 2023 |
|------------------------|-------------------------|-------------------------|
| Contingent Liabilities | NIL                     | NIL                     |

**9. SEGMENT REPORTING**

In line with the provisions of Ind AS 108 - Operating Segments and on the basis of review of operations being done by the management of the company, the operations of the company falls under real estate business, which is considered to be the only reportable segment by management.

10. The Company has not recognised deferred tax asset in respect of losses of Rs.1,376.00 hundred (previous year Rs. 1,187.00 hundred) as there is no reasonable certainty supported by convincing evidences of their recoverability in the near future.

**11. RELATED PARTIES DISCLOSURES****A. Name of related parties**

1. Guild Builders Private Limited (ultimate holding company)
2. Omaxe Limited (holding company of holding company)
2. Omaxe New Chandigarh Developers Private Limited (holding company)

**B. Summary of transactions with related parties are as under**

There are no transactions with the related parties during the year.



*Handwritten signature*

*Handwritten signature*

## 12. RATIO ANALYSIS

| Particular                                     | Numerator  | Denominator   | Ratio           |                 | Variance<br>(in %) | Explanation |
|--|--|---|-----------------|-----------------|--------------------|-------------|
|  |  |   | F.Y.<br>2023-24 | F.Y.<br>2022-23 |                    |             |
| Current Ratio<br>( in times)                   | Total Current assets   | Total Current liabilities   | 9.64            | 8.77            | 9.82               | N.A         |
| Debt Equity Ratio<br>( in times)               | Debt consist of borrowings and lease liabilities   | Total Equity  | N.A             | N.A             | N.A                | N.A         |
| Debt Service Coverage Ratio<br>( in times)     | Earning for Debt Service = Net Profit after taxes+ Non -cash operating expenses +interest+Other non-cash adjustments | Debt Service= Interest and lease payments+ Principal repayments         | N.A             | N.A             | N.A                | N.A         |
| Return On Equity Ratio( in %)                  | Profit for the year less Preference dividend( if any)  | Average total equity  | -19.73%         | -21.32%         | (7.46)             | N.A         |
| Inventory Turnover Ratio( in times)            | Cost of goods sold or sales  | Average Inventory   | N.A             | N.A             | N.A                | N.A         |
| Trade Receivable turnover ratio<br>( in times) | Net Credit Sales   | Average Trade receivables   | N.A             | N.A             | N.A                | N.A         |
| Trade payables turnover ratio<br>( in times)   | Net Credit Purchase  | Average Trade payables  | N.A             | N.A             | N.A                | N.A         |
| Net Capital turnover ratio ( in times)         | Net Sales  | Working Capital= ( Total current assets less Total current liabilities) | N.A             | N.A             | N.A                | N.A         |
| Net Profit ratio<br>( in %)                    | Net Profit   | Net Sales   | N.A             | N.A             | N.A                | N.A         |
| Return on Capital Employed( in %)              | Profit before tax and finance costs  | Capital Employed = Net worth + total debts+deffered tax liabilities     | -21.89%         | -23.86%         | 1.97%              | N.A         |
| Return on Investment ( in %)                   | Income generated from invested fund  | Average invested fund in treasury investments                           | N A             | N A             | N A                | N.A         |

## 13. FAIR VALUE MEASUREMENTS

### (i) Financial Assets and Liabilities by category

(Rupees in Hundreds)

| Particulars                        | Note | As at<br>March 31, 2024 | As at<br>March 31, 2023 |
|------------------------------------|------|-------------------------|-------------------------|
| <b>Financial Assets</b>            |      |                         |                         |
| <b>At Amortised cost</b>           |      |                         |                         |
| <b>Current</b>                     |      |                         |                         |
| Cash and Cash Equivalents          | 1    | 963.58                  | 1,187.98                |
| <b>Total Financial Assets</b>      |      | <b>963.58</b>           | <b>1,187.98</b>         |
| <b>Financial Liabilities</b>       |      |                         |                         |
| <b>At Amortised cost</b>           |      |                         |                         |
| <b>Current</b>                     |      |                         |                         |
| Other Financial Liabilities        | 4    | 100.00                  | 135.40                  |
| <b>Total Financial Liabilities</b> |      | <b>100.00</b>           | <b>135.40</b>           |

### (ii) Fair value of financial assets and liabilities measured at amortised cost

(Rupees in Hundreds)

| Particulars                        | As at<br>March 31, 2024 |               | As at<br>March 31, 2023 |                 |
|------------------------------------|-------------------------|---------------|-------------------------|-----------------|
|                                    | Carrying<br>Amount      | Fair<br>Value | Carrying<br>Amount      | Fair<br>Value   |
| <b>Financial Assets</b>            |                         |               |                         |                 |
| <b>Current Assets</b>              |                         |               |                         |                 |
| Cash and Cash Equivalents          | 963.58                  | 963.58        | 1,187.98                | 1,187.98        |
| <b>Total Financial Assets</b>      | <b>963.58</b>           | <b>963.58</b> | <b>1,187.98</b>         | <b>1,187.98</b> |
| <b>Financial Liabilities</b>       |                         |               |                         |                 |
| <b>Current Liabilities</b>         |                         |               |                         |                 |
| Other Financial Liabilities        | 100.00                  | 100.00        | 135.40                  | 135.40          |
| <b>Total Financial Liabilities</b> | <b>100.00</b>           | <b>100.00</b> | <b>135.40</b>           | <b>135.40</b>   |

For short term financial assets and liabilities carried at amortized cost, the carrying value is reasonable approximation of fair value.



*[Handwritten signature]*

*[Handwritten signature]*

#### 14. RISK MANAGEMENT

The Company's activities expose it to market risk, liquidity risk and credit risk. The management has the overall responsibility for the establishment and oversight of the Company's risk management framework. This note explains the sources of risk which the entity is exposed to and how the entity manages the risk and the related impact in the financial statements.

##### Credit risk

Credit risk is the risk that a counterparty fails to discharge its obligation to the Company. The Company's exposure to credit risk is influenced mainly by cash and cash equivalents, trade receivables and financial assets measured at amortised cost. The Company continuously monitors defaults of customers and other counterparties and incorporates this information into its credit risk controls.

##### Credit risk management

###### Credit risk rating

The Company assesses and manages credit risk of financial assets based on following categories arrived on the basis of assumptions, inputs and factors specific to the class of financial assets.

A: Low credit risk on financial reporting date

B: Moderate credit risk

The company provides for expected credit loss based on the following:

| Credit risk          | Basis of categorisation                      | Provision for expected credit loss                              |
|----------------------|--|---|
| Low credit risk      | Cash and cash equivalents                    | 12 month expected credit loss                                   |
| Moderate credit risk | Trade receivables and other financial assets | Life time expected credit loss or 12 month expected credit loss |

Based on business environment in which the Company operates, a default on a financial asset is considered when the counter party fails to make payments within the agreed time period as per contract. Loss rates reflecting defaults are based on actual credit loss experience and considering differences between current and historical economic conditions.

Assets are written off when there is no reasonable expectation of recovery, such as a debtor declaring bankruptcy or a litigation decided against the Company. The Company continues to engage with parties whose balances are written off and attempts to enforce repayment. Recoveries made are recognised in the statement of profit and loss.

(Rupees in Hundreds)

| Credit rating      | Particulars               | As at<br>March 31, 2024 | As at<br>March 31, 2023 |
|--------------------|---------------------------|-------------------------|-------------------------|
| A: Low credit risk | Cash and cash equivalents | 963.58                  | 1,187.98                |

##### Liquidity risk

Liquidity risk is the risk that the Company will encounter difficulty in meeting the obligations associated with its financial liabilities that are settled by delivering cash or another financial asset. The Company's approach to managing liquidity is to ensure as far as possible, that it will have sufficient liquidity to meet its liabilities when they are due.

Management monitors rolling forecasts of the liquidity position and cash and cash equivalents on the basis of expected cash flows. The Company takes into account the liquidity of the market in which the entity operates.

##### Maturities of financial liabilities

The tables below analyse the financial liabilities into relevant maturity pattern based on their contractual maturities.

(Rupees in Hundreds)

| Particulars                 | Less than<br>1 year | 1 - 2<br>years | 2 - 3<br>years | More than<br>3 years | Total         | Carrying Amount |
|-----------------------------|---------------------|----------------|----------------|----------------------|---------------|-----------------|
| <b>As at 31 March 2024</b>  |                     |                |                |                      |               |                 |
| Other Financial Liabilities | 100.00              | -              | -              | -                    | 100.00        | 100.00          |
| <b>Total</b>                | <b>100.00</b>       | <b>-</b>       | <b>-</b>       | <b>-</b>             | <b>100.00</b> | <b>100.00</b>   |
| <b>As at 31 March 2023</b>  |                     |                |                |                      |               |                 |
| Other Financial Liabilities | 135.40              | -              | -              | -                    | 135.40        | 135.40          |
| <b>Total</b>                | <b>135.40</b>       | <b>-</b>       | <b>-</b>       | <b>-</b>             | <b>135.40</b> | <b>135.40</b>   |

#### 15. CAPITAL MANAGEMENT POLICIES

The Company's capital management objectives are to ensure the Company's ability to continue as a going concern as well as to provide an adequate return to shareholders by pricing products and services commensurately with the level of risk.

The Company monitors capital on the basis of the carrying amount of equity plus its subordinated loan, less cash and cash equivalents as presented on the face of the statement of financial position and cash flow hedges recognised in other comprehensive income.



16. No funds have been advanced/loaned/invested (from borrowed fund or from share premium or from any other sources/kind of fund) by the company to any other person(s) or entity(ies), including foreign entities(intermediaries), with the understanding (whether recorded in writing or otherwise) that the intermediary shall (i) directly or indirectly lend or invest in other person or entities identified in any manner whatsoever by or on behalf of the company (Ultimate Beneficiaries) or (ii) provide any guarantee, security or like to or on behalf of the Ultimate Beneficiaries.

No funds have been received by the company from any person(s) or entity(ies), including foreign entities (funding Parties), with the understanding (whether recorded in writing or otherwise) that the company shall (i) directly or indirectly lend or invest in other persons or entities identified in any manner whatsoever by or on behalf of the Funding Party (Ultimate Beneficiaries) or (ii) provide any guarantee, security or the like on behalf of the Ultimate Beneficiaries.

17. Additional regulatory information required by Schedule-III of Companies Act 2013

i) **Relationship with struck off companies:** The Company do not have any relationship with companies struck off under section 248 of Companies Act 2013 or Section 560 of Companies Act 1956.

ii) **Details of Benami Property:** No proceeding have been initiated or are pending against the Company for holding any Benami property uder Benami Transaction (Prohibition) Act 1988 and the Rules made thereunder.

iii) **Compliance with numbers of layer of Companies:** The Company has complied with the number of layers prescribed under Companies Act 2013.

iv) **Compliance with approved Scheme of Arrangement:** The Company has not entered into any scheme of arrangement which has an accounting impact on current or previous financial year.

v) **Undisclosed Income:** There is no income surrendered or disclosed as income during current or previous year in the tax assessment under the Income Tax Act 1961 that has not been recorded in books of accounts.

vi) **Details of Crypto Currency or Virtual Currency:** The Company has not traded or invested in crypto currency or virtual currency during the current or previous year.

18. 'Ministry of Corporate Affairs ("MCA") notifies new standards or amendments to the existing standards under Companies (Indian Accounting Standards) Rules as issued from time to time. For the year ended 31st March 2024, MCA has not notified any new standards or amendments to the existing standards applicable to the Company.

19. The company has regrouped / reclassified previous year figures where necessary to conform with current year's classification.

The note nos. 1-19 form an integral part of financial statements.

As per our report of even date attached  
For and on behalf of


**B S D & Co.**  
Chartered Accountants  
Regn. No. 000312S

  
**Sujata Sharma**  
Partner  
M.No. 087919



For and on behalf of the Board of Directors

  
**Nirvaan**  
(Director)  
DIN: 09279326

  
**Feere Ram Tanwar**  
(Director)  
DIN: 09716717

Place :New Delhi  
Date :23 May,2024